



**Royal Star  
& Garter**

Care with courage



## Family fun ideas for virtual fundraising

**Make your fundraising a team effort by getting the entire family involved to support the veterans we care for.**

All you need to do is think of a fun challenge and then setup an online fundraising page through JustGiving or Virgin Money Giving, or make a donation through our website. If you decide to set up a fundraising page, invite your friends and family to donate. You could encourage them to take on their own challenge or join in with yours!

We have put together some exciting ideas to get you started and as you read through, you will find a poster and bunting template that you can print out and colour in.

Send us a picture of you holding your finished poster and together, we can encourage more people to take part in a virtual challenge for our military family.



### Hold a teddy bear picnic

Make today the day you have a teddy bear picnic! Bake some scrumptious cakes and serve some marvellous marmalade sandwiches. Do your bears love marmalade like Paddington Bear? Use the bunting template to make your picnic look really special.



### Bring your favourite restaurant home

Test your cookery skills and serve up your favourite restaurant meal. Whether that be a pizza, noodle dish or bowl or burrito – whatever tempts your taste buds! Create the ultimate dining experience from chef to table service. Charge your family for a donation towards their meal and don't forget to ask for tips!



### A penny (or two) for your talents

Grab some musical instruments and form a family band! You could create guitars out of cereal boxes, use tablespoon castanets, or tin can xylophones! Broadcast your own live gig from your garden or living room and invite friends and family to watch for a donation entry fee.



### Good luck with your FUNdraising!

The possibilities are endless and you can be as creative as you wish, just as long as you remember to complete them safely and within government guidelines.

Share what you are going to be doing on social media and don't forget to tag us by using the hashtag **#AsAFamily**



@starandgarter



@starandgarter



@royalstarandgarter

If you have any questions or queries about taking part in a challenge, we would love to hear from you.

**Heather Perkins**  
Senior Partnerships  
Officer

EMAIL

[community@starandgarter.org](mailto:community@starandgarter.org)

TELEPHONE

**07767 152 276**



**Royal Star  
& Garter**

Care with courage

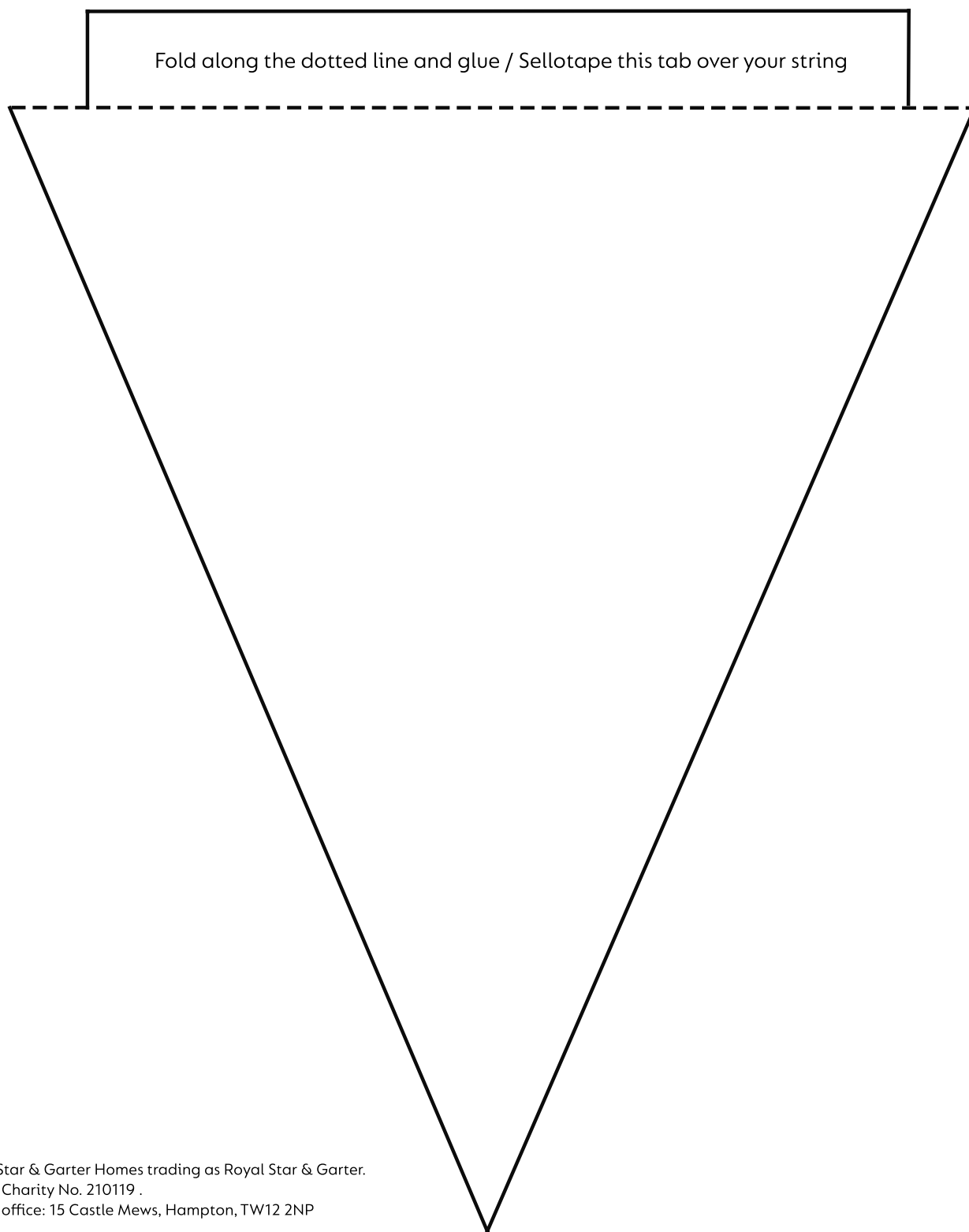
# Brilliant bunting



Use this template to make bunting and decorate your event or activity.

What you will need: Scissors, glue or Sellotape, string.


Top tip: Print on coloured paper/card and cut around the edges. Add some 'sparkle' to your bunting with glitter, stickers and drawings.

\* Please ask an adult to supervise when using the scissors.





We're doing a virtual challenge for



# Royal Star

# & Garter

## Care with courage

Please visit my page at \_\_\_\_\_

to donate and help us raise funds to support the veterans at Royal Star & Garter.

